

• PNEUMATICALLY OPERATED • FREE STANDING • SEMI-AUTOMATIC OPERATION • DUAL FUNCTION FOOT PEDAL •

**Frame Joining Capabilities:**

**Moulding Width**  
(min to max)  
6 to 80mm

**Moulding Height**  
(min to max)  
5 to 80mm


**Max Distance Between V-Nails (Stroke)**  
120mm

**Pre-set V-Nail Position Stops**  
Multiple

**V-Nail Sizes**  
3, 5, 7, 10, 12, 15mm  
(SW-HW-HDF)


**V-Nail Channel Capacity**  
220 V-Nails/channels

**Clamping Pad System**



**Positive Placement Vertical Clamping**

- Improves clamping by incorporating pre-drilled positioning adjustments
- Spring loaded pull pin locking mechanism eliminates slippage, wear on vertical rod and allows quick adjustments



**Easy Field Replacement**

Enables a quick change to a different clamping pad depending on joining applications



**Clamping Pads**

- All clamping pads are interchangeable with magnetic and single metal pressure plates
- Three different pads are available based on moulding hardness, contour, finishes or coatings

**U-400S Unique Performance Features**


- Handles up to 80mm wide moulding
- Operator controlled arm allows framer to accurately position the Nail Head for inserting or stacking V-Nails anywhere along the frame joint
- Uses both a vertical and horizontal clamping method
- Adjustable working table height for operator comfort
- Easy table tilt adjustment
- Join either from back or front of machine
- CE Compliant

**Machine Dimensions & Weight**

Length: 600mm  
Width: 560mm  
Height: 1350mm  
Weight: 90 kg

**Power Requirements**

Compressed Air 3NI at 5 Bar



9476

**Part No Information**

9476 #178690006CE

U-400S Underpinner  
Semi-Auto/Pneumatic  
(was M44)

**U-400S Underpinner includes:**

- (1) 7mm Nail Head
- (1) 10mm Nail Head
- (1) 12mm Nail Head
- (1) Single Vertical Positive Placement Clamp
- (1) Single Metal pressure plate
- (1) Magnetic Base for Clamp Assembly
- (1) Blue Rubber Pads (SW)
- (1) Yellow Rubber Pads (MW)
- (1) Black Rubber Pads (HW)
- (1) Round Pressure pad in felt
- (1) Adjustable Fence ( 3 Knobs)
- (1) Floor Stand
- (4) Machine base levelers
- (1) 4mm Hex key
- (1) 5mm Hex key
- (1) 6mm Hex key
- (1) Machine Manual
- (1) Machine Manual w/warranty card

**Accessories & Replacement Items**

- 3844A Extension Wings Kit #291650010
- 244120130 Magnetic Base for Clamp Assembly
- 242230300 Single Metal Pressure Plate
- 397100005 Magnetic – Single Metal Pressure Plate
- 9463 Blue Replacement Rubber Pad  
For softer woods
- 9464 Yellow Replacement Rubber Pad  
For medium woods
- 9465 Black Replacement Rubber Pad  
For harder woods
- 298390390 Single Vertical Positive Placement Clamp
- 394950010 Nail Head – 3mm
- 1954A Nail Head – 5mm
- 1954B Nail Head – 7mm
- 1954C Nail Head – 10mm
- 1954D Nail Head – 12mm
- 1954E Nail Head – 15mm
- 243140020 Fixed Fence 90° Raised H10

Check prices at: [www.lionpic.co.uk](http://www.lionpic.co.uk)



**Alfamacchine "Power Twist"® PTM V-Nails**

These are designed to improve the mitre joint quality for framed art or woodworking type assemblies. Available in 3, 5, 7, 10, 12, and 15 mm sizes.

In packages for custom framers or larger volume production. Use with softwood, hardwood, MDF and plastic frame mouldings.

Authorised  
Alfamacchine Distributor





• PNEUMATICALLY OPERATED • FREE STANDING • SEMI-AUTOMATIC OPERATION • DUAL FUNCTION FOOT PEDAL •



**U-400S Frame  
Joining Capabilities**  
(Formerly Model M44)

**Moulding Width**  
6mm min to 80mm max

**Moulding Height**  
5mm min to 80mm max

**Max Distance  
Between V-Nails**  
120mm

**Pre-set V-Nail  
Position Stops**  
Multiple

**V-Nail Sizes**  
3, 5, 7, 10, 12, 15mm  
(SW-HW-HDF)

**V-Nail  
Channel Capacity**  
220 V-Nails/channel

**MADE IN ITALY**  




## U-400S Semi-Auto Pneumatic Underpinner

The **U-400S** has been designed for ease of operation and is particularly well suited for joining frame mouldings up to 80mm in width.

Supplied with a tilting floor stand, the **U-400S** can be operated from the front or back. It has a three stage pneumatic foot pedal that activates the Horizontal and Vertical Clamp which secures the moulding during the joining action.

After the operator sets the two position stops for establishing the maximum distance between them, the hand lever is then used to position and actuate the V-Nail Driver Assembly inserting V-Nails anywhere along the pre-set distance.

Authorised  
Alfamacchine Distributor

**Acorn**  
Picture Framing Supplies

